

Hybrid photonic-bandgap accelerating cavities

To cite this article: E Di Gennaro *et al* 2009 *New J. Phys.* **11** 113022

View the [article online](#) for updates and enhancements.

Related content

- [Exploiting aperiodic designs in nanophotonic devices](#)
Enrique Maciá
- [Suppression of Longitudinal Coupled-Bunch Instability by Decoupling Method](#)
Toshio Kasuga, Hiroto Yonehara, Masami Hasumoto *et al.*
- [Low crosstalk waveguide intersections in honeycomb lattice photonic crystals for TM-polarized light](#)
P Ma and H Jäckel

Recent citations

- [Metamaterial-Based Absorbers for the Reduction of Accelerator Beam-Coupling Impedance](#)
Maria Rosaria Masullo *et al*
- [High power experimental studies of hybrid photonic band gap accelerator structures](#)
JieXi Zhang *et al*
- [Origin and reduction of wakefields in photonic crystal accelerator cavities](#)
Carl A. Bauer *et al*

Hybrid photonic-bandgap accelerating cavities

E Di Gennaro¹, C Zannini², S Savo², A Andreone²,
M R Masullo^{3,5}, G Castaldi⁴, I Gallina⁴ and V Galdi⁴

¹ CNISM and Department of Physics, University of Naples 'Federico II',
Naples, Italy

² CNR-INFN 'Coherentia' and Department of Physics, University of Naples
'Federico II', Naples, Italy

³ INFN—Naples Unit, Naples, Italy

⁴ Waves Group, Department of Engineering, University of Sannio,
Benevento, Italy

E-mail: masullo@na.infn.it

New Journal of Physics **11** (2009) 113022 (12pp)

Received 3 August 2009

Published 10 November 2009

Online at <http://www.njp.org/>

doi:10.1088/1367-2630/11/11/113022

Abstract. In a recent investigation, we studied two-dimensional (2D) point-defected photonic bandgap cavities composed of dielectric rods arranged according to various representative periodic and aperiodic lattices, with special emphasis on possible applications to particle acceleration (along the longitudinal axis). In this paper, we present a new study aimed at highlighting the possible advantages of using *hybrid* structures based on the above dielectric configurations, but featuring *metallic* rods in the outermost regions, for the design of extremely high quality factor, bandgap-based, accelerating resonators. In this framework, we consider diverse configurations, with different (periodic and aperiodic) lattice geometries, sizes and dielectric/metal fractions. Moreover, we also explore possible improvements attainable via the use of superconducting plates to confine the electromagnetic field in the longitudinal direction. Results from our comparative studies, based on numerical full-wave simulations backed by experimental validations (at room and cryogenic temperatures) in the microwave region, identify the candidate parametric configurations capable of yielding the highest quality factor.

⁵ Author to whom any correspondence should be addressed.

Contents

1. Introduction and background	2
2. Numerical studies	4
2.1. Dielectric PBG cavities	4
2.2. Hybrid PBG cavities	6
3. Experimental results	9
4. Conclusions	11
Acknowledgments	11
References	11

1. Introduction and background

The next generation colliders (which require large current and high-energy beams) and the needs of medical and industrial applications of accelerators (which require compact and easy-to-fabricate structures) constitute a pressing demand for the development of resonators based on novel, unconventional concepts. Among a number of problems that the design of new accelerators has to face, the most important is probably the suppression of higher-order modes (HOMs) in the resonant accelerating cavities, which may produce beam instabilities or power losses.

Due to the energy transfer between the bunched beam, which is traveling through, and the cavity, the amplitude and the distribution of the electromagnetic (EM) field inside the cavity will be different from the case in the absence of particles. The harmonic content of the bunched beam is the driving source of this transfer. Moreover, the use of high-intensity beams, generally associated with short bunches, implies an increase of the higher-order harmonics. The energy transfer between the beam and the cavity will be effective only if the high-order harmonics are synchronous with the cavity modes. In this case, a fraction of the excited EM field will remain in the resonant cavity until it is naturally damped. Such a phenomenon, called ‘beam loading’ of the accelerating cavity, gives rise to both transverse and longitudinal coupled-bunch instabilities, and increases linearly with the beam intensity. As a consequence, the particle current is severely limited if the instability growth rate is larger than the natural damping. The fundamental mode can be compensated by varying the amplitude and phase of the feeding voltage, but the detrimental HOMs need to be detuned. Possible solutions to this problem (at no expense to the accelerator performance) are based on connecting to the cavity a number of waveguides with various cut-off frequencies. Such a HOM-removal mechanism works very well at relatively low operational frequencies, but becomes rather cumbersome as the frequency increases.

Within this context, it is currently a real challenge to design and build a compact, HOM-free, accelerating structure, able at the same time to efficiently couple the EM field to the particle beam.

Periodic photonic crystals (PCs) have been proposed in the past as candidates for accelerating cells in microwave or laser-driven particle accelerators [1]. The key concept underlying these structures is the presence of a photonic bandgap (PBG), typical of dispersive media, which prevents, within a specific frequency band, the EM propagation along the

periodicity directions of the PC. In such structures, a PBG cavity (or waveguide) can be realized by introducing one or more localized lattice defects, thereby producing ‘field trapping’ nearby the defect zone within the forbidden frequency window. This mechanism therefore allows one to design a frequency-selective structure for the EM propagation, acting, e.g. as a perfectly ‘reflecting wall’ at a certain frequency, while exhibiting a transparent response in the remaining part of the spectrum. By adequately shaping the geometry around the defect, the trapped mode can be optimized so as to work as the operating accelerating mode. Metallic PC structures have already been used to realize a new kind of large-gradient accelerator with an effective suppression of HOM wakefields [2]. Prototypes of fully metallic (super- and normal-conducting) mono-modal PC cavities have been constructed and tested at different working frequencies [3].

Previous (numerical and experimental) studies have also demonstrated that *all-dielectric* structures can be used to confine the desired excited mode, eliminating or reducing the characteristic metallic losses at the frequency of operation. Dielectric materials may also be beneficial in order to cope with radio-frequency (RF) breakdown phenomena that may easily occur in structures where large accelerating field gradients need to be achieved.

Moreover, the existence of PBG and related phenomena is not restricted to *periodic* crystals. In fact, a large body of numerical and experimental studies have demonstrated the possibility of obtaining similar effects also in *aperiodically ordered* structures, typically referred to as ‘photonic quasi-crystals’ (PQCs) (see, e.g. [4]–[6] for recent reviews of the subject). PQC structures are receiving growing attention in a variety of fields and application scenarios (see, e.g. [7]), mainly driven by the higher level of (weak) symmetry achievable and the extra degrees of freedom available, as compared to their periodic counterparts. In particular, experimental studies on PQC-based optical microcavities have demonstrated the possibility of obtaining high quality factors and small modal volumes [8], thereby providing further degrees of freedom in tailoring the mode confinement. In this framework, it is also worth mentioning possible alternative strategies based on brute-force numerical optimization of the spatial lattice geometry [9]. For the case of dielectric structures, by comparison with a periodic lattice exhibiting comparable performance, this strategy may allow a considerable saving in the number of rods, although it is not entirely clear how this sparsification translates into a reduction of the overall structure size.

In a recent investigation [10], we explored the possible application of two-dimensional (2D) point-defected PQC cavities composed of dielectric rods arranged according to various representative aperiodic (Penrose and dodecagonal) geometries, and terminated by two metallic plates in order to confine the field along the longitudinal direction. More specifically, we carried out a parametric study of the confinement properties as a function of the structure size, filling fraction and losses, so as to identify the best performing configurations, and we compared them with a reference periodic counterpart. Although the results were very encouraging, we found that the major limitation in the development of compact, intrinsically mono-modal (and hence HOM-free), high-quality-factor cavities arises from the conduction losses due to the metallic plates, irrespective of the geometry considered. A possible device to overcome this limitation amounts to replacing copper with a superconducting material, thereby rendering the in-plane radiation the dominant loss mechanism. In this framework, a systematic study needs to be pursued in order to assess to what extent the actual improvements in the cavity performance might justify the higher complexity introduced by the necessity of operating at cryogenic temperatures.

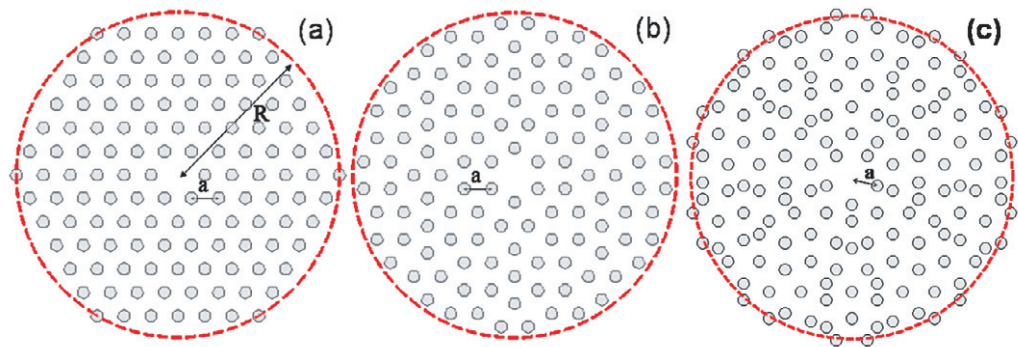


Figure 1. Point-defected PBG mono-modal cavities, with periodic triangular (a), aperiodic dodecagonal (b) and Penrose (c) lattice geometries.

This paper, following up on our previous work, is aimed at highlighting the possible advantages of using *metallic* rods in the outermost regions of (periodic and aperiodic) dielectric structures, for the design and fabrication of PBG-based *hybrid* (normal metallo-dielectric and superconducting metallo-dielectric) high-quality-factor accelerating resonators. The basic underlying idea is to find out a suitable trade-off between dielectric and metal content, so as to improve the in-plane confinement without significantly increasing the conduction losses. To this aim, we compare different configurations of these hybrid structures, with diverse sizes, lattice geometries and dielectric/metal fractions.

Accordingly, the rest of the paper is organized as follows. In section 2, we present the results of our numerical full-wave studies, first on dielectric-rod structures (focusing on the effects of the metallic plates) and subsequently on *hybrid* structures consisting of dielectric and metallic rods. In section 3, we validate the above results via experimental measurements at room and cryogenic temperatures. Finally, in section 4, we provide some concluding remarks and hints for future research.

2. Numerical studies

Our numerical full-wave studies of the EM response of the structures of interest are based on the combined use of the 3D commercial software CST Microwave Studio [11] (for modeling volumetric and surface losses) and an in-house 2D simulator based on the finite-difference-time-domain (FDTD) technique [12] (for modeling the radiative losses not accounted for in the 3D simulator).

2.1. Dielectric PBG cavities

The dielectric structures of interest are composed of sapphire cylindrical rods of radius r and relative dielectric permittivity 9.2, with typical loss-tangent values ranging between 10^{-6} and 10^{-8} , depending on the temperature of operation. As in [10], the rods are arranged according to two representative PQC geometries based on the dodecagonal (12-fold symmetric [13], figure 1(b)) and Penrose (10-fold symmetric [14], figure 1(c)) tilings, respectively, and a reference periodic (triangular) PC structure (figure 1(a)). The removal of the central rod creates the defect region and allows for the beam transit aperture. The mode of interest for the particle

acceleration along the longitudinal direction is the TM_{010} -like (fundamental mode), with the electric field parallel to the rods.

All configurations are characterized by a lattice constant (corresponding to the period in the triangular case, or to the tile sidelength in the aperiodic cases, cf figure 1) chosen as $a = 0.75$ cm, so as to yield comparable values of the fundamental mode resonant frequency (around 16.5 GHz). The rods height is $h = 0.6$ cm. Different transverse sizes are considered, by varying the radius R as an integer multiple of the lattice constant a (see figure 1). As a figure of merit, we use the standard quality factor,

$$Q = \frac{\omega_0 \mathcal{E}}{\mathcal{P}}, \quad (1)$$

where ω_0 is the resonant radian frequency, \mathcal{E} is the EM energy stored in the cavity and \mathcal{P} is the average power loss. In our simulations, the resonant frequency and the quality factors pertaining to volumetric and surface losses are computed via standard post-processing routines available in the CST Microwave Studio eigen-solver [11]. The radiative quality factor is instead computed from the 2D FDTD analysis (with all dielectric and metallic elements assumed as lossless), by processing the time-signal evolution via a harmonic inversion tool [15] based on a low-storage ‘filter diagonalization method’. The overall quality factor Q_T can then be obtained by combining the conducting (Q_C), dielectric (Q_D) and radiative (Q_R) quality factors via

$$\frac{1}{Q_T} = \frac{1}{Q_C} + \frac{1}{Q_R} + \frac{1}{Q_D}. \quad (2)$$

Note that, within the parametric ranges of interest, the dielectric quality factor Q_D is much higher than the other two factors, and its contribution in (2) is accordingly negligible.

As shown in [10] and compactly summarized in table 1 for a moderate cavity size ($R \leq 5a$) and a filling factor $r/a = 0.2$, a judicious choice of a PQC geometry turns out to provide sensible improvement in the field confinement as compared with the periodic reference configuration.

In dielectric-rod cavities, as expected, the conducting quality factor Q_C is almost the same for all configurations and cavity sizes, since it depends mainly on the surface conductivity of the metallic plates.

Conversely, the radiative quality factor Q_R strongly depends on the geometry and size of each structure. The field confinement in these cavities is weaker than that achievable via fully metallic structures, and represents the main factor affecting the cavity performance when very compact ($R = 3a$) structures are needed.

For $R = 5a$, in contrast, Q_R improves from 4.08×10^4 (triangular) to 1.47×10^5 (dodecagonal). For this size, the total quality factor Q_T of dielectric (periodic or aperiodic) structures is much higher than those obtained in the case of fully metallic periodic PBG cavities ($\sim 4 \times 10^3$ at room temperature) of comparable resonant frequency [16]. This is mainly due to the reduction of conduction losses resulting from the use of dielectric (instead of metallic) rods.

In such a case, therefore, the primary source of dissipation is given by the surface losses of the metallic plates. The replacement of copper with a superconducting material appears the way to go, even if the required low-temperature operation implies an increased complexity. Nevertheless, in order to achieve the performance required for accelerating cavities, one still needs to reduce the radiation leaks, which would otherwise limit the total quality factor.

Table 1. Simulation results for the selected lattice geometries, assuming cavity sizes $R = 3a, 4a$ and $5a$ and filling factor $r/a = 0.2$. Q_C , Q_R and Q_T are the conducting, radiative and total quality factors, respectively. The last column indicates the weight of the conduction losses in the total quality factor.

	Q_C	Q_R	Q_T	$(1 - (Q_T/Q_R))$
$R = 3a$				
Triangular	1.05×10^4	7.74×10^2	7.20×10^2	0.05
Dodecagonal	1.07×10^4	1.87×10^3	1.65×10^3	0.09
Penrose	1.06×10^4	4.37×10^2	4.23×10^2	0.02
$R = 4a$				
Triangular	1.19×10^4	5.70×10^3	3.80×10^3	0.32
Dodecagonal	1.18×10^4	1.72×10^4	7.00×10^3	0.59
Penrose	1.14×10^4	5.00×10^3	3.48×10^3	0.30
$R = 5a$				
Triangular	1.19×10^4	4.08×10^4	9.20×10^3	0.77
Dodecagonal	1.19×10^4	9.30×10^4	1.05×10^4	0.89
Penrose	1.22×10^4	1.47×10^5	1.13×10^4	0.92

Table 2. Simulated radiative quality factors Q_R for hybrid PBG cavities of total size $R = 5a$ (with $r/a = 0.2$), featuring zero (i.e. fully-dielectric), one and two peripheral rings of metallic (copper) rods.

Dielectric + Metallic	Triangular	Dodecagonal	Penrose
5+0	4.08×10^4	9.30×10^4	1.47×10^5
4+1	1.78×10^6	7.44×10^6	2.51×10^6
3+2	2.50×10^8	5.85×10^7	3.93×10^8

2.2. Hybrid PBG cavities

In order to reduce the radiative losses, without sacrificing the performance improvement attainable via superconducting technologies, one may think of replacing *some* dielectric rods (intuitively, those located in the outermost regions, where the field is weaker), with metallic ones, thereby obtaining a ‘hybrid’ metallo-dielectric PBG cavity. We present here the results pertaining to hybrid structures of size $R = 5a$, based on the above selected lattice geometries (triangular, dodecagonal and Penrose).

Table 2 compares the FDTD-simulated radiative quality factors pertaining to the dielectric-rod reference case with those pertaining to hybrid PBG cavities featuring one or two peripheral ‘rings’ made of metallic (copper) rods. Here, and henceforth, the hybrid structures are labeled as $D + M$, with D and M denoting the number of rings made of dielectric and metallic rods, respectively. Note that in the aperiodic cases, the ‘rings’ are not regularly shaped, and their definition may be ambiguous. In our simulations, they were defined via radial inequalities (e.g. for a total cavity size of $R = 5a$, the outermost ring is defined as exterior to the radial domain $R' = 4a$ and so on); this ensures the inclusion of a comparable number of metallic rods for the different lattice geometries.

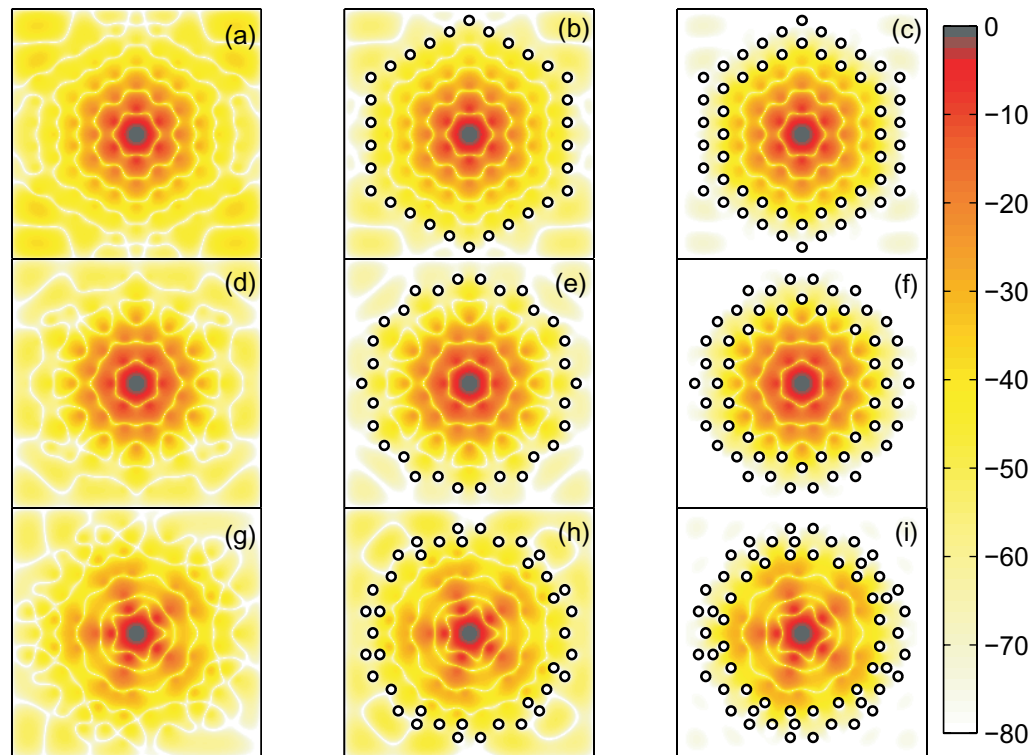


Figure 2. Simulated electric-field intensity maps (in dB) for the hybrid PBG cavities of size $R = 5a$ (with $r/a = 0.2$), featuring zero, one or two peripheral ‘rings’ of copper rods (displayed as black empty circles) and different lattice geometries: triangular ((a)–(c)), dodecagonal ((d)–(f)) and Penrose ((g)–(i)).

One readily observes that the inclusion of metallic rods dramatically improves the confinement properties of the PBG cavities. In particular, in the periodic case, there is a two-orders-of-magnitude step increase in the radiative quality factor, which brings its value to over 10^8 (very close to what is predicted for the Penrose geometry) when two peripheral copper rods are included. The dodecagonal geometry, which exhibits the best performance in the 4 + 1 configuration, is outperformed by the other geometries in the 3 + 2 configuration.

The field-confinement improvements are also evident in the corresponding (transverse) electric-field maps shown in figure 2.

Specifically, figures 2(a), (d) and (g) show the results pertaining to the dielectric-rod cavities (5 + 0 configuration). The field maximum intensity (centered at the defect position) is almost the same in the three different cases, but the spatial distribution evidences the better confinement properties of the Penrose geometry, as confirmed by the data reported in table 1. The improvement in the radiative quality factor of the hybrid cavities is already sensible when the first (outermost) peripheral metallic ring is included (see figures 2(b), (e) and (h)), and becomes striking in the 3 + 2 configuration (see figures 2(c), (f) and (i)). This is in agreement with the trend shown in table 2. More difficult, however, is to discern from the plots the different performance in terms of Q_R values exhibited by the three geometries for each hybrid (4 + 1 or 3 + 2) configuration.

Figure 3 shows the simulated total quality factors pertaining to the three lattice geometries, as a function of the temperature T and of the number of metallic rings. Direct current

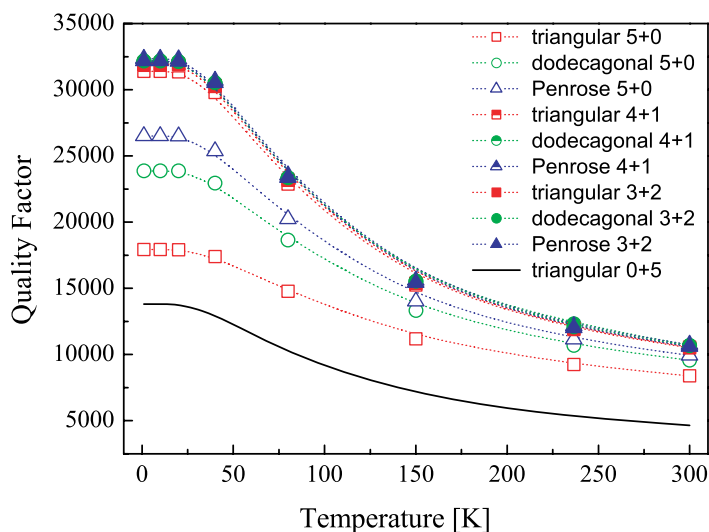


Figure 3. Simulated temperature dependence of the total quality factor for triangular, dodecagonal and Penrose PBG hybrid cavities of size $R = 5a$ (with $r/a = 0.2$), and featuring zero, one or two copper rings, compared with the behavior expected for a fully metallic triangular cavity (solid curve).

conductivity is assumed to vary (with the temperature) according to the data reported in [17] for high-purity electropolished copper. As a reference, the behavior of a fully metallic periodic structure is also displayed.

Looking at these behaviors, the advantage of using a dielectric-rod structure (empty markers) instead of a fully metallic one (solid line) is fairly clear. Similarly, hybrid structures with one (semi-empty markers) or two (full markers) metallic rings outperform (the more the lower the temperature) the fully dielectric ones. It is also evident that the inclusion of metallic rings progressively brings the radiation losses to a negligible level; in this regime, the dominant source of dissipation comes from the metallic plates, and the responses (as a function of the temperature) of the different geometries tend to become identical. A possible solution might be the replacement of copper with a high-temperature superconductor (HTS), to cover the inner surface of the confinement plates. Setting the operational temperature at about 30 K, this would determine a three-order-of-magnitude reduction of the surface losses, and therefore a corresponding increase of the related conduction quality factor. It is important to stress that use of HTS peripheral rod rings would only add further complexity to the structure (because of the necessity of efficiently cooling down them too), without any significant improvement in the overall quality factor.

It therefore appears that a judicious combination of (i) superconducting plates, (ii) low-loss dielectric rods (in the interior region) and (iii) metallic rods (in the outermost region) may open up new perspectives in the development of novel monomodal, PBG-based, high-quality-factor open cavity for the acceleration of energetic particle beams at very high operational frequencies. The use of peripheral metallic rings certainly improves the confinement properties of the PBG resonators, while maintaining the advantages foreseen for dielectric cavities (reduction of breakdown phenomena, moderate fabrication complexity, etc). Figure 4 displays the total quality factor Q_{LP} of a hybrid PBG cavity of size $R = 5a$ as a function of the number of metallic rings

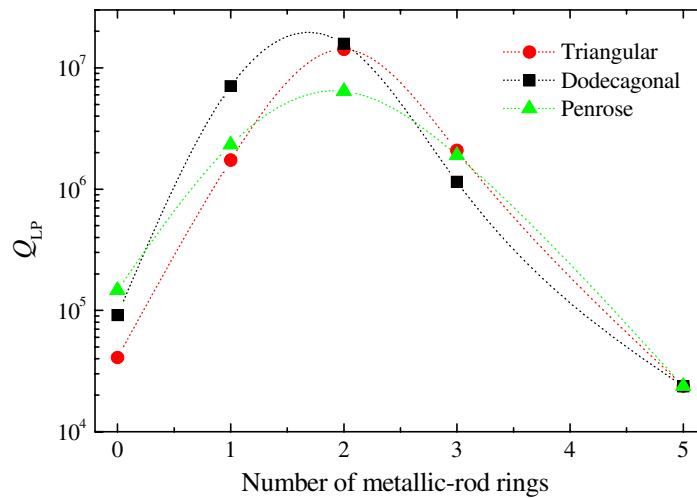


Figure 4. Estimated total quality factor Q_{LP} as a function of the number of metallic (copper) rod rings for triangular, dodecagonal and Penrose PBG hybrid structures of size $R = 5a$ (with $r/a = 0.2$) at a temperature of 30 K, assuming lossless plates and dielectric loss-tangent of 10^{-8} . Dotted curves are guides to the eye only.

for the geometries of interest, at a temperature of operation of 30 K, assuming lossless plates and a dielectric loss-tangent of 10^{-8} (which is a reasonable value for single-crystal sapphire at low temperatures), so as to better highlight the role of the copper rods.

As can be observed, Q_{LP} first increases (reaching its maximum for the 3 + 2 configuration) and then it starts decreasing (reaching its minimum for the fully metallic 0 + 5 configuration). As expected, increasing the number of metallic rings *levels* the performance of the hybrid cavities, irrespective of the different spatial arrangements of the rods. Another interesting feature observable in figure 4 is that the Penrose geometry, in spite of its higher radiative quality factor, is largely outperformed by the other two geometries in the 3 + 2 configuration. This is attributable to the slight ($\sim 10\%$) larger number of copper rods in outermost metallic rings (as compared to the triangular and dodecagonal cases), with a detrimental effect on the level of conduction losses for this geometry.

3. Experimental results

In order to validate the above findings and explore their technological viability, we fabricated some prototypes of the simulated structures, by suitably placing the dielectric (single-crystal sapphire) and metallic (oxygen-free high-conductivity copper) rods (of radius $r = 0.15$ cm and height $h = 0.6$ cm) between two copper plates, inserted in a cryogenic box. The whole system is then cooled down to about 100 K by introducing liquid nitrogen. The operation temperature is monitored using a Si-diode sensor placed on one of the copper plates. Both the feed and pick-up antennas are placed on the top plate, far enough from the central region where the EM field reaches its maximum to ensure that all measurements are performed in the weak coupling limit. The resonant cavity is then connected to a HP8720C network analyzer and the quality factors at room and cryogenic temperatures are evaluated by the standard -3 dB method, looking at

Table 3. Measured and simulated total quality factors at room (300 K) and cryogenic (100 K) temperatures for triangular, dodecagonal and Penrose PBG hybrid cavities with $R = 5a$ and a single peripheral metallic ring (i.e. 4 + 1 configuration).

Geometry	$Q_{\text{exp}}^{100\text{ K}}$	$Q_{\text{sim}}^{100\text{ K}}$	$Q_{\text{exp}}^{300\text{ K}}$	$Q_{\text{sim}}^{300\text{ K}}$
Triangular	1.84×10^4	1.90×10^4	1.14×10^4	1.05×10^4
Dodecagonal	1.95×10^4	1.94×10^4	1.12×10^4	1.07×10^4
Penrose	2.00×10^4	1.96×10^4	1.05×10^4	1.07×10^4

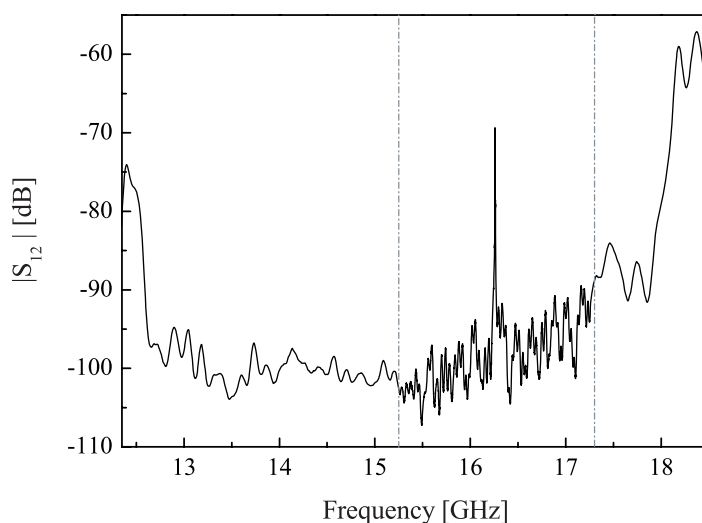


Figure 5. Transmission parameter $|S_{12}|$ measured as a function of the frequency for a Penrose (4 + 1) point-defect cavity. In the frequency region between the dashed–dotted vertical lines, the frequency sampling has been increased in order to capture the sharp resonant peak.

the frequency transmission curve at the resonance. For the experimental characterization, we considered hybrid cavities with the three different geometries and $R = 5a$, having a single peripheral metallic ring (4 + 1 configuration). As a representative example, figure 5 shows the measured transmission parameter $|S_{12}|$ pertaining to the Penrose geometry, from which the *monomodality* of the cavity within the whole bandgap frequency region (12.5–18 GHz) is fairly evident.

In table 3, the experimental quality factors are reported at 300 and 100 K, and compared with the results obtained from the numerical simulations. Note that, unlike in [17], the surface of the copper used in our experiments was not chemically treated or polished (to remove impurities, oxide layers, etc). This was accordingly taken into account in the numerical simulations by slightly (10%) increasing the value of the copper surface impedance with respect to the data reported in [17].

There is a very nice agreement between measurements and simulations, confirming the validity of our initial assumptions. The data show that losses, at both room and cryogenic temperatures, are essentially dominated by the conductive contribution due to the metallic

plates, and consequently determine an upper limit for the total quality factor of the order of 10^4 , irrespective of the geometrical configurations, as already evidenced in figure 3. One can accordingly conjecture that the insertion of superconducting plates, with the corresponding reduction of conduction losses of three or more orders of magnitude, would have already for this configuration a tremendous impact on the quality factor (and hence on the overall performance) of an accelerating cavity operating at such high frequencies. Another interesting conclusion that can be drawn is that the use of conventional low critical temperature materials like niobium, very common in the development of superconducting accelerating cavities, in this case is unnecessary, since the overall quality factor of hybrid cavities of such compact size would be inherently limited (by radiation losses) to values of the order of 10^7 (see figure 4). HTS materials may be used instead, with an obvious simplification of the related cryogenic technology and corresponding cost reduction.

4. Conclusions

In this paper, we have explored hybrid configurations of point-defected PBG cavities, showing that a clever blend of superconducting materials, low-loss dielectrics and highly conducting metals may pave the way to the development of novel monomodal, compact, high-performance, accelerating cavities. Via a systematic study of geometrical configurations, size and dielectric/metal fractions, we showed that suitably dimensioned hybrid open structures may attain high in-plane EM radiation confinement, without significant increase in the conduction losses. The exploitation of superconducting materials (in the terminating plates) would render the fabrication of this new type of resonators extremely rewarding, even if at the expense of a higher operational complexity introduced by the cryogenic technology. Our preliminary experimental results at 100 K show that this route is technologically viable, especially for the development of very compact, hybrid, PBG cavities based on HTS materials.

Acknowledgments

This work was supported in part by the Campania Regional Government via a 2006 grant (L.R. N. 5-28.03.2002) on ‘Electromagnetic-bandgap quasicrystals: study, characterization, and applications in the microwave region’. Stimulating discussions with Professor V G Vaccaro (University of Naples ‘Federico II’), as well as the technical support of F M Taurino and S Marrazzo are gratefully acknowledged.

References

- [1] Cowan B, Javanmard M and Siemann R 2003 Photonic crystal laser accelerator structures *Proc. Particle Accelerator Conf. (Portland, OR)* vol 3, pp 1855–7
- [2] Smirnova E I, Kesar A S, Mastovsky I, Shapiro M A and Temkin R J 2005 Demonstration of a 17-GHz, high-gradient accelerator with a photonic-band-gap structure *Phys. Rev. Lett.* **95** 074801
- [3] Masullo M, Andreone A, Di Gennaro E, Francomacaro F, Lamura G, Palmieri V, Tonini D, Panniello M and Vaccaro V 2006 PBG superconducting resonant structures *Proc. European Particle Accelerator Conf. (Edinburgh)* pp 454–6
- [4] Steurer W and Sutter-Widmer D 2007 Photonic and phononic quasicrystals *J. Phys. D: Appl. Phys.* **40** R229–47

- [5] Della Villa A, Galdi V, Enoch S, Tayeb G and Capolino F 2009 Photonic quasicrystals: basics and examples *Metamaterials Handbook* vol I, ed F Capolino (Boca Raton, FL: CRC Press) chapter 27
- [6] Chigrin D N and Lavrinenko A V 2009 Photonic applications of two-dimensional quasicrystals *Metamaterials Handbook* vol II, ed F Capolino (Boca Raton, FL: CRC Press) chapter 28
- [7] Maciá E 2006 The role of aperiodic order in science and technology *Rep. Progr. Phys.* **69** 397–441
- [8] Nozaki K and Baba T 2004 Quasiperiodic photonic crystal microcavity lasers *Appl. Phys. Lett.* **84** 4875–7
- [9] Bauer C A, Werner G R and Cary J R 2008 Truncated photonic crystal cavities with optimized mode confinement *J. Appl. Phys.* **104** 053107
- [10] Di Gennaro E, Savo S, Andreone A, Galdi V, Castaldi G, Pierro V and Masullo M R 2008 Mode confinement in photonic quasicrystal point-defect cavities for particle accelerators *Appl. Phys. Lett.* **93** 164102
- [11] CST Microwave Studio 2008 *CST—Computer Simulation Technology* (Wellesley Hills, MA: CST Microwave Studio)
- [12] Taflove A and Hagness S C 2005 *Computational Electrodynamics: The Finite-Difference Time-Domain Method* 3rd edn (Norwood, MA: Artech House)
- [13] Oxborrow M and Henley C L 1993 Random square–triangle tilings: a model for twelfold-symmetric quasicrystals *Phys. Rev. B* **48** 6966–98
- [14] Senechal M 1995 *Quasicrystals and Geometry* (Cambridge: Cambridge University Press)
- [15] Harminv. <http://ab-initio.mit.edu/harminv>
- [16] Masullo M R, Andreone A, Di Gennaro E, Francomacaro F, Lamura G, Vaccaro V G, Keppel G, Palmieri V and Tonini D 2004 A study on a mono-modal accelerating cavity based on photonic band gap concepts *Proc. Int. Workshop on Physics at a Multi-MW Proton Source (Firenze)* pp 15–9
- [17] Inagaki S, Ezura E, Liu J F and Nakanishi H 1997 Thermal expansion and microwave surface reactance of copper from the normal to anomalous skin effect region *J. Appl. Phys.* **82** 5401–10