



Contents lists available at ScienceDirect

# European Journal of Obstetrics & Gynecology and Reproductive Biology

journal homepage: [www.elsevier.com/locate/ejogrb](http://www.elsevier.com/locate/ejogrb)

## Warm perineal compresses during the second stage of labor for reducing perineal trauma: A meta-analysis



Giulia Magoga<sup>a</sup>, Gabriele Saccone<sup>b,\*</sup>, Huda B. Al-Kouatly<sup>c</sup>, Hannah Dahlen G<sup>d</sup>, Charlene Thornton<sup>e</sup>, Marzieh Akbarzadeh<sup>f</sup>, Tulin Ozcan<sup>g</sup>, Vincenzo Berghella<sup>c</sup>

<sup>a</sup> Department of Medical, Surgical and Health Sciences, University of Trieste, Trieste, Italy

<sup>b</sup> Department of Neuroscience, Reproductive Sciences and Dentistry, School of Medicine, University of Naples Federico II, Naples, Italy

<sup>c</sup> Division of Maternal-Fetal Medicine, Department of Obstetrics and Gynecology, Sidney Kimmel Medical College of Thomas Jefferson University, Philadelphia, PA, USA

<sup>d</sup> School of Nursing and Midwifery, Western Sydney University, Locked Bag 1797, Penrith, NSW 2751, Australia

<sup>e</sup> College of Nursing and Health Sciences, Flinders University, Adelaide, Australia

<sup>f</sup> Maternal-Fetal Medicine Research Center, Shiraz University of Medical Sciences, Iran

<sup>g</sup> Division of Maternal-Fetal Medicine, Department of Obstetrics and Gynecology, University Hospitals Cleveland Medical Center, Case Western Reserve University, Cleveland, USA

### ARTICLE INFO

#### Article history:

Received 14 March 2019

Received in revised form 30 May 2019

Accepted 11 June 2019

Available online xxx

#### Keywords:

Vaginal delivery

Second stage

Delivery

Episiotomy

Warm compress

Perineal tears

### ABSTRACT

**Objective:** Perineal trauma may have a negative impact on women's lives as it has been associated with perineal pain, urinary incontinence and sexual dysfunction. The aim of this systematic review and meta-analysis of randomized controlled trials was to evaluate the effectiveness of warm compresses during the second stage of labor in reducing perineal trauma.

**Methods:** Electronic databases were searched from inception of each database to May 2019. Inclusion criteria were randomized trials comparing warm compresses (i.e. intervention group) with no warm compresses (i.e. control group) during the second stage of labor. Types of participants included pregnant women planning to have a spontaneous vaginal birth at term with a singleton in a cephalic presentation. The primary outcome was the incidence of intact perineum. Meta-analysis was performed using the Cochrane Collaboration methodology with results being reported as relative risk (RR) with 95% confidence interval (CI).

**Results:** Seven trials, including 2103 participants, were included in this meta-analysis. Women assigned to the intervention group received warm compresses made from clean washcloths or perineal pads immersed in warm tap water. These were held against the woman's perineum during and in between pushes in second stage. Warm compresses usually started when the baby's head began to distend the perineum or when there was active fetal descent in the second stage of labor. We found a higher rate of intact perineum in the intervention group compared to the control group (22.4% vs 15.4%; RR 1.46, 95% CI 1.22 to 1.74); a lower rate of third degree tears (1.9% vs 5.0%; RR 0.38, 95% CI 0.22 to 0.64), fourth degree tears (0.0% vs 0.9%; RR 0.11, 95% CI 0.01 to 0.86) third and fourth degree tears combined (1.9% vs 5.8%; RR 0.34, 95% CI 0.20 to 0.56) and episiotomy (10.4% vs 17.1%; RR 0.61, 95% CI 0.51 to 0.74).

**Conclusion:** Warm compresses applied during the second stage of labor increase the incidence of intact perineum and lower the risk of episiotomy and severe perineal trauma.

© 2019 Elsevier B.V. All rights reserved.

### Introduction

The incidence of perineal trauma after vaginal birth can vary considerably, with between 53–79% of women experiencing some

type of perineal trauma [1]. Most are first and second-degree tears, whereas around 3.3% of women have a third-degree tear and about 1.1% have a fourth degree tear [2]. Severe perineal tears, though uncommon, may have a negative impact in a woman's life as they have been associated with perineal pain, urinary and fecal incontinence and sexual dysfunction [1,2]. Prevention of perineal trauma, and third and fourth-degree lacerations in particular is therefore essential [1–19]. Different techniques have been reported to prevent perineal lacerations, including perineal

\* Corresponding author at: Department of Neuroscience, Reproductive Sciences and Dentistry, School of Medicine, University of Naples Federico II, Naples, Italy.  
E-mail address: [gabriele.saccone.1990@gmail.com](mailto:gabriele.saccone.1990@gmail.com) (G. Saccone).

massage [3], hands-on technique [4], Ritgen's maneuver [5], use of lubricant gel [6] and warm compresses [7,2–19].

### Objective

The aim of this systematic review and meta-analysis of randomized clinical trials (RCTs) was to evaluate the effectiveness of warm compresses during the second stage of labor in reducing perineal trauma.

### Methods

#### Eligibility criteria, information sources, search strategy

This review was performed according to a protocol designed a priori and recommended for systematic reviews of interventions [20]. Electronic databases (i.e. MEDLINE, Scopus, ClinicalTrials.gov, EMBASE, Sciencedirect, the Cochrane Library at the CENTRAL Register of Controlled Trials, Scielo) were searched from inception of each database to May 2019. Search terms used were the following text words: "cesarean," OR "caesarean," OR "warm compression," OR "warm packs," OR "warm compresses," OR "second stage," OR "labor," OR "labour," OR "vaginal delivery," OR "perineum," OR "perineal," OR "episiotomy," OR "perineal trauma," OR "perineal lacerations," OR "perineal tears", OR "postpartum pain," OR "meta-analysis," OR "meta-analysis," OR "review," AND "randomized," OR "randomised," OR "clinical trial." No restrictions for language or geographic location were applied. In addition, the reference lists of all identified articles were examined to identify studies not captured by electronic searches. The electronic search and the eligibility of the studies were independently assessed by three authors (GM, GS, CT). Disagreement was resolved by discussion with a forth reviewer (HD).

#### Study selection

We included all RCTs comparing warm compression (i.e. intervention group) with no warm compresses (i.e. control group) during the second stage of labor. Warm compress was defined as a moist warm cloth or pad. Types of participants included pregnant women planning to have a spontaneous vaginal birth at term with a singleton fetus with a cephalic presentation. Application of warm gel pads were excluded. Other perineal techniques, e.g. perineal massage, flexion technique, Ritgen's maneuver, hands-on or hands-poised were not included in this meta-analysis. Quasi randomized trials were also excluded.

#### Data extraction and risk of bias assessment

The risk of bias in each included study was assessed by using the criteria outlined in the *Cochrane Handbook for Systematic Reviews of Interventions*. Seven domains related to risk of bias were assessed in each included trial since there is evidence that these issues are associated with biased estimates of treatment effect: 1) random sequence generation; 2) allocation concealment; 3) blinding of participants and personnel; 4) blinding of outcome assessment; 5) incomplete outcome data; 6) selective reporting; and 7) other bias. Review of authors' judgments were categorized as "low risk", "high risk" or "unclear risk" of bias.<sup>20</sup> Only two trials were at low risk of bias (Figs. 2 and 3).

#### Primary and secondary outcomes

Analysis were done using an intention-to-treat approach. The primary outcome was the rate of intact perineum (defined as no lacerations and no episiotomy). The secondary outcomes were perineal trauma not requiring suturing, perineal trauma requiring

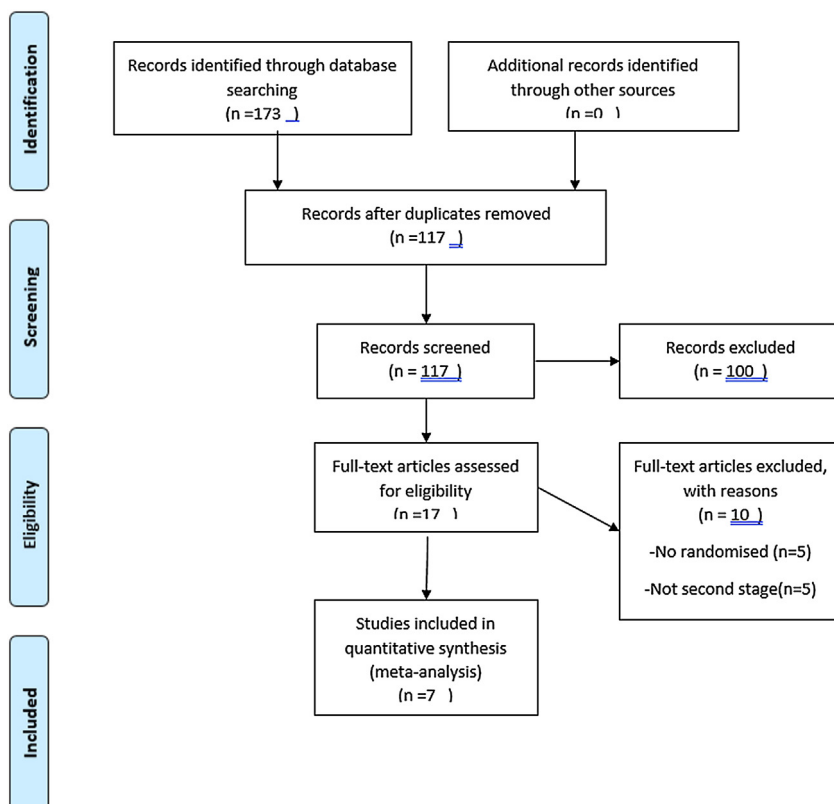


Fig. 1. Study flow chart.

suturing, first- second- third- fourth-degree perineal lacerations and third and fourth degree lacerations combine, incidence of episiotomy

Three authors (GM, GS, CT) independently assessed inclusion criteria, risk of bias and data extraction. Disagreement was resolved by discussion with forth reviewer (VB).

### Statistical analysis

The data analysis was completed independently by two authors (GS and CT) using Review Manager v. 5.3 (The Nordic Cochrane Centre, Cochrane Collaboration, 2014, Copenhagen, Denmark). The completed analyses were then compared, and any difference was resolved by discussion. The summary measures were reported as summary relative risk (RR) or as summary mean difference (MD) with 95% of confidence interval (CI) using the random effects model of DerSimonian and Laird. I-squared (Higgins  $I^2$ ) was used to identify heterogeneity.

The review was reported following the Preferred Reporting Item for Systematic Reviews and Meta-analyses (PRISMA)

statement [21]. Before data extraction, the review was registered with the PROSPERO International Prospective Register of Systematic Reviews (registration No.: CRD42018100564).

## Results

### Study selection

Seven trials, including 2103 participants [7,8,10,16–19], met the inclusion criteria for this meta-analysis, (Fig. 1, Table 1). Most studies had a low risk of bias in selective reporting and incomplete outcome data according to the Cochrane Collaboration's tool. No study was double blinded because this was deemed difficult methodologically given the intervention. One trial blinded the assessor for the perineal trauma (Fig. 2). Statistical heterogeneity within the trials ranged from low to high with an  $I^2 = 87%$  for the primary outcome.


All trials included pregnant women planning to have a spontaneous vaginal birth at term with a singleton in a cephalic presentation. Women assigned to the intervention group received

**Table 1**  
Characteristics of the included trials.

	Albers 2005	Dahlen 2007	Sohrabi 2012	Mamuk 2013	Vaziri 2014	Terré-Rull 2014	Essa 2016
Study location	New Mexico, USA	Sydney, Australia	Iran	Turkey	Shiraz, Iran	Barcelona, Spain	Damanhour, Egypt
Singleton	Yes	Yes	Yes	Yes	Yes	Yes	Yes
Cephalic presentation	Yes	Yes	Yes	Yes	Yes	Yes	Yes
Gestation at enrollment (weeks)	At term	At least 36 weeks	NR	Between 37 and 42 weeks	Between 37 and 42 weeks	NR	At term
Maternal age (range in years)	Older than 18 years	Older than 16 years	18- 35 years	NR	18-35 years	Older than 18 years	18 to 35 years
Other inclusion criteria	Healthy	Anticipated a normal birth	Live fetus, no underlying maternal disease estimated fetal weight < 4000 g	Previous vaginal delivery, estimated fetal weight of 2500–4000 g	Live fetus, Hemoglobin level $\geq 11$ mg/dl	Low or medium risk, spontaneous delivery	Normal pregnancy, no perineal massage previous
Sample size*	808 (404 vs 404)	717 (360 vs 357)	76 (38 vs 38)	60 (30 vs 30)	150 (75 vs 75)	132 (66 vs 66)	160 (80 vs 80)
Primary outcome	Intact perineum	Need for suturing	Perineal lacerations and need for repair	NR	Pain severity and onset of sexual activity	Need for suturing	Perineal trauma and need to repair
Intervention group	Warm compresses	Warm compresses	Warm compresses and Ritgen's maneuver	Warm compresses	Warm compresses	Warm compresses	Warm compresses
Control group	Hands off	Standard care	Ritgen's maneuver	Standard care	Standard care	Standard care	Standard care
Time to start warm packs	Active fetal descent or when the fetal head was visible with a uterine contraction	When the fetal head began to distend the perineum and the patient was aware of a stretching sensation	NR	Second stage of labor	Second stage of labor	Second stage of labor	Second stage of labor
Time compresses were held to perineum (before put again into water)	Applied continuously as possible until crowning, during and between pushing	Applied during contractions, until delivery	During and after pushing	NR	Between and during contractions, for at least 15 minutes and a maximum of 20 minutes	For at least 10 minutes, and a maximum of 30 minutes	During each contraction
Water temperature of the jug	NR	45°-59 °C	NR	60-70 °C	70 °C	45 °C	45°-59 °C
Time to keep compresses in warm water	NR	Between contractions	During and after pushing	10-15 minutes	12 minutes	NR	Between contractions
How often to replace water in the jug	NR	Every 15 minutes until delivery or if the temperature dropped below 45 °C	NR	NR	NR	NR	Every 15 minutes or if the temperature dropped below 45 °C

NR, not reported.

\* Total number (number in the intervention group vs number in the control group).



**Fig. 2.** Assessment of risk of bias. (A) Summary of risk of bias for each trial; Plus sign: low risk of bias; minus sign: high risk of bias; question mark: unclear risk of bias. (B) Risk of bias graph about each risk of bias item presented as percentages across all included studies.

warm compresses made from clean washcloths or perineal pads immersed in warm tap water. In one of the trials a moist warm and dry warm compress were used (only data for the moist pack was analyzed). Compresses were held against the patient’s perineum during second stage of labor and changed as needed to maintain warmth and cleanliness. Warm compresses usually started when the baby’s head began to distend the perineum or when there was active fetal descent in the second stage of labor (Table 1).

*Synthesis of results*

Primary and secondary outcomes were reported in Table 2. We found a higher rate of intact perineum in the intervention group compared to the control group (22.4% vs 15.4%; RR 1.46, 95% CI 1.22–1.74; Fig. 3); a higher rate of perineal trauma not requiring suturing (54.1% vs 47.1%; RR 1.15, 95% CI 1.07–1.24; Fig. 4); no

difference in first degree (24.8% vs 21.4%; RR 1.22, 95% CI 0.93–1.60) or second degree tears (25.2% vs 25.3%; RR 1.00, 95% CI 0.86–1.15); a lower rate of third degree tears (1.9% vs 5.0%; RR 0.38, 95% CI 0.22 to 0.64), fourth degree tears (0.0% vs 0.9%; RR 0.11, 95% CI 0.0 to –0.86), third and fourth degree tears combined (1.9% vs 5.8%; RR 0.34, 95% CI 0.20 to 0.56) and episiotomy (10.4% vs 17.1%; RR 0.61, 95% CI 0.51 to 0.74).

**Discussion**

*Main findings*

Our review of seven RCTs (n=2103) showed that warm compresses used in the second stage of labor was associated with an higher rate of intact perineum, and lower rate of perineal trauma not requiring suturing, and of episiotomy.

**Table 2**  
Perineal outcomes.

	Albers 2005	Dahlen 2007	Sohrabi 2012	Mamuck 2013	Vaziri 2014	Terré-Rull 2014	Essa 2016	Total	RR or MD (95% CI)
Intact perineum	94/404(23.3%) vs 90/404 (22.2%)	13/360(3.6%) vs 17/357(4.8%)	21/38(55.3%) vs 16/38 (42.1%)	13/30(43.3%) vs 7/30 (23.3%)	29/75(38.7%) vs 5/75(6.7%)	16/66(24.2%) vs 25/66 (37.9%)	50/80 (62.5%) vs 2/80(2.5%)	236/1053(22.4%) vs 162/1050 (15.4%)	1.46 (1.22 to 1.74)
Perineal trauma not requiring suturing	321/404(79.5%) vs 316/404 (78.2%)	77/360(18.7%) vs 73/357 (18.6%)	14/38(39.5%) vs 17/38 (44.7%)	NR	NR	47/66(71.2%) vs 37/66 (56.1%)	NR	513/948(54.1%) vs 445/945 (47.1%)	1.15 (1.07 to 1.24)
Perineal trauma requiring suturing	83/404(20.5%) vs 88/404 (21.8%)	283/360(78.6%) vs 284/357 (79.6%)	24/38(63.2%) vs 21/38 (55.3%)	NR	NR	19/66(28.8%) vs 29/66 (43.9%)	26/80 (32.5%) vs 78/80 (97.5%)	435/948(45.9%) vs 500/945 (52.9%)	0.87 (0.80 to 0.94)
First degree	97/404(24.1%) vs 89/404 (22.0%)	NR	12/38(31.6%) vs 18/38 (47.4%)	NR	NR	31/66(47.0%) vs 12/66 (18.2%)	2/80 (2.5%) vs 0/80 (0%)	153/618(24.8%) vs 132/618 (21.4%)	1.22 (0.93 to 1.60)
Second degree	70/404(17.3%) vs 74/404 (18.3%)	150/360 (41.7%) vs 136/357 (37.8%)	5/38(13.2%) vs 4/38 (10.5%)	NR	NR	14/66(21.2%) vs 16/66 (24.2%)	0/80 (0%) vs 9/80 (11.3%)	239/948(25.2%) vs 239/945 (25.3%)	1.00 (0.86 to 1.15)
Third degree	3/404(0.7%) vs 2/404(0.5%)	15/360 (4.2%) vs 31/357 (8.7%)	0/38(0%) vs 0/38(0%)	NR	NR	0/66(0%) vs 2/66(3.0%)	0/80 (0%) vs 12/80 (15.0%)	18/948(1.9%) vs 47/945(5.0%)	0.38 (0.22 to 0.64)
Fourth degree	0/404(0.0%) vs 4/404(1.0%)	0/360(0.0%) vs 0/357(0.0%)	0/38(0.0%) vs 0/38(0.0%)	NR	NR	0/66(0.0%) vs 0/66(0.0%)	0/80 (0.0%) vs 4/80 (5.0%)	0/882(0.0%) vs 8/879(0.9%)	0.11 (0.01 to 0.86)
Severe perineal trauma (third & fourth degree)	3/404(0.7%) vs 6/404(1.5%)	15/360(4.2%) vs 31/357(8.3%)	0/38(0%) vs 0/38(0%)	NR	NR	0/66(0%) vs 2/66(3.0%)	0/80 (0%) vs 16/80 (20%)	18/948(1.9%) vs 55/945(5.8%)	0.34 (0.20 to 0.56)
Episiotomy	1/404(0.3%) vs 2/404(0.5%)	39/360(10.8%) vs 41/357(11.5%)	0/38(0%) vs 0/38(0%)	0/30(0%) vs 7/30(23.3%)	39/75(52.0%) vs 68/75 (90.7%)	5/66(7.6%) vs 11/66(16.7%)	26/80 (32.5%) vs 50/80 (62.5%)	110/1053(10.4%) vs 179/1050 (17.1%)	0.61 (0.51 to 0.74)

NR, not reported; RR, relative risk; CI, confidence interval. Data are presented as numbers in the intervention group vs numbers in the control group with percentages. \*Detected at the 6 weeks postpartum office visit, including continued perineal pain, faulty healing or anatomic abnormality.

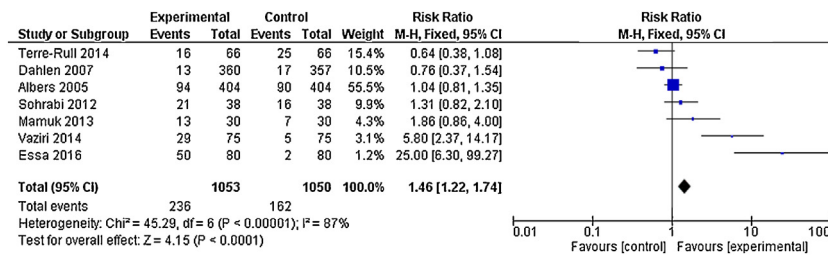


Fig. 3. Forest plot for intact perineum.

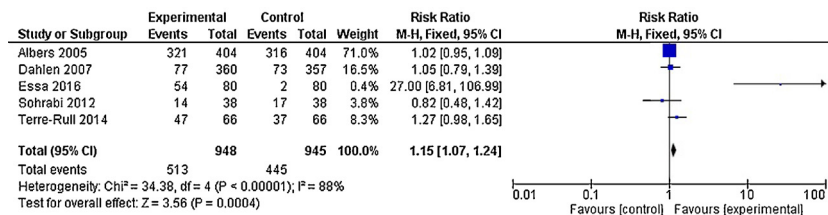


Fig. 4. Forest plot for perineal trauma not requiring suturing.

The study was limited by the low number of the included women, variations in temperature of the water, timing and length of application and variations in technique used in second stage management (i.e. Ritgen's Maneuver). The temperature of the water used was of particular concern as some studies reported temperatures of up to 70 °C. There was also inconsistency in when and for how long the warm packs were applied, with some just applied when the fetal head distended the perineum and others applied as soon as second stage commenced. Only one study [8] followed women up postnatally to three months following birth.

#### Implications

More than half of pregnant women experience perineal trauma during a vaginal birth. Perineal trauma can vary from minor to major perineal lacerations, with an incidence of third and fourth degree lacerations of 3.3% and 1.1% respectively [22,23]. It is important to prevent severe perineal trauma in order to reduce blood loss, perineal pain, as well as urinary, bowel and sexual dysfunction. In this meta-analysis we evaluated the efficacy of warm compresses during the second stage of labor. Heat can produce some positive therapeutic effects leading to dilatation of blood vessels and an increase of blood flow. Muscle spasm or tension produces local ischemia; however, increased blood flow can reduce the level of nociceptive stimulation and increase the clearance of inflammatory mediators [10].

The American College of Obstetricians and Gynecologists (ACOG) recommends using warm compresses during the second stage of labor due to a meta-analysis of four studies that found significantly reduced third-degree and fourth-degree lacerations [1]. A recent Cochrane review in 2017 reported no difference in terms of intact perineum, perineal trauma not requiring suturing or requiring suturing, first degree and second degree tears, but a significant reduction in the number of third and fourth-degree lacerations [22]. With the inclusion of three more trials in our review we showed a shift occurring in the efficacy of warm compresses.

#### Conclusions

In conclusion, warm compresses applied during the second stage of labor increase the incidence of intact perineum and lower

the risk of episiotomy and severe perineal trauma. More research is needed into the optimal temperature of the water and length of time of application. Further research is needed to determine if perineal warm compresses reduce urinary incontinence following the birth.

#### Disclosure

Dahlen authored one of the papers included in the review

#### Financial support

No financial support was received for this study.

#### Acknowledgments

We thank the authors of the original trials who provided additional unpublished data.

#### References

- [1] ACOG: The American College of Obstetricians and Gynecologists. Practice Bulletin No. 165 Summary: Prevention and Management of Obstetric Lacerations at Vaginal Delivery: Correction. *Obstet Gynecol* 2016;128(August (2)):411.
- [2] Friedman AM, Ananth CV, Prendergast E, D'Alton ME, Wright JD. Evaluation of third-degree and fourth-degree laceration rates as quality indicators. *Obstet Gynecol* 2015;125(April (4)):927–37.
- [3] Geranmayeh M, Rezaei Habibabadi Z, Fallahkish B, Farahani MA, Khakbazan Z, Mehran A. Reducing perineal trauma through perineal massage with vaseline in second stage of labor. *Arch Gynecol Obstet* 2012;285(January (1)):77–81.
- [4] Pierce-Williams RAM, Saccone G, Berghella V. Hands-on versus hands-off techniques for the prevention of perineal trauma during vaginal delivery: a systematic review and meta-analysis of randomized controlled trials. *J Matern Fetal Neonatal Med* 2019;15(May):1–201, doi:http://dx.doi.org/10.1080/14767058.2019.1619686.
- [5] Aquino CI, Saccone G, Troisi J, Guida M, Berghella V. Is Ritgen's maneuver associated with decreased perineal lacerations and pain at delivery? A systematic review and meta-analysis of randomized controlled trials. *J Matern Fetal Neonatal Med* 2019;29(January):1–8, doi:http://dx.doi.org/10.1080/14767058.2019.1568984.
- [6] Aquino CI, Saccone G, Troisi J, Zullo F, Guida M, Berghella V. Use of lubricant gel to shorten the second stage of labor during vaginal delivery. *J Matern Fetal Neonatal Med* 2018;27(June):1–8, doi:http://dx.doi.org/10.1080/14767058.2018.1482271.
- [7] Albers LL, Sedler KD, Bedrick EJ, Teaf D, Peralta P. Midwifery care measures in the second stage of labor and reduction of genital tract trauma at birth: a randomized trial. *J Midwifery Womens Health* 2005;50(September–October (5)):365–72.

- [8] Dahlen HG, Homer CS, Cooke M, Upton AM, Nunn R, Brodrick B. Perineal outcomes and maternal comfort related to the application of perineal warm packs in the second stage of labor: a randomized controlled trial. *Birth* 2007;34 (December (4)):282–90.
- [9] Akbarzadeh M, Vaziri F, Farahmand M, Masoudi Z, Amooee S, Zare N. The effect of warm compress bstage intervention on the rate of episiotomy, perineal trauma, and postpartum pain intensity in Primiparous Women with delayed valsalva maneuver referring to the selected hospitals of shiraz university of medical sciences in 2012–2013. *Adv Skin Wound Care* 2016;29(February (2)):79–84.
- [10] Essa RM, Mohamed Rasha, Aziz Ismail NIA. Effect of second stage perineal warm compresses on perineal pain and outcome among primiparae. *J Nurs Educ Pract* 2016;6(4):48.
- [11] Fahami F, Behmanesh F, Valiani M, Ashouri E. Effect of heat therapy on pain severity in primigravida women. *Iran J Nurs Midwifery Res* 2011;16(Winter (1)):113–6.
- [12] Ganji Z, Shirvani MA, Rezaei-Abhari F, Danesh M. The effect of intermittent local heat and cold on labor pain and child birth outcome. *Iran J Nurs Midwifery Res* 2013;18(July (4)):298–303.
- [13] Behmanesh F, Pasha H, Zeinalzadeh M. The effect of heat therapy on labor pain severity and delivery outcome in parturient women. *Iran Red Crescent Med J* 2009;11(2):188–92.
- [14] Ahmad E, Turky H. Effect of applying warm perineal packs during the second stage of labor on perineal pain among primiparous women. *AAMJ* 2010;8(3):1–26.
- [15] Mohamed ML, Mohamed SL, Gonied AS. Comparative study between two perineal management techniques used to reduce perineal trauma during 2<sup>nd</sup> stage of labor. *Journal of American Sciences* 2011;7(11):228–32.
- [16] Sohrabi M, Beqae RE, Shirincom R. The effect of perineal physiotherapy methods in the second stage of parasitic maternal delivery in primiparous women referring to Imam Khomeini Hospital. *Two monthly Urmia faculty of nursing and midwifery, August and September 2012*, 397 Volume 10, Number 3, Periodic 38.
- [17] Mamuk R, Nimet SG. Effect of warm application to the perineum in vaginal labor on perineal integrity and pain. *International Journal of Human Sciences* 2013;10(2):48–66.
- [18] Vaziri F, Farahmand M, Samsami A, Forouhari S, Hadianfard MG, Sayadi M. The effects of warm perineum compress during the second phase of labor on first-birth outcomes. *Mod Care J* 2014;11(1):28–37.
- [19] Terré-Rull C, Beneit-Montesinos JV, Gol-Gómez R, Garriga-Comas N, Ferrer-Comalat A, Salgado-Poveda I. Application of perineum heat therapy during partum to reduce injuries that require post-partum stitches. *Enferm Clin* 2014;24(July–August (4)):241–7.
- [20] Higgins JPT, Green S, editors. *Cochrane handbook for systematic reviews of interventions*, version 5.1.0 (update March 2011). The Cochrane Collaboration; 2011 Available at: [training.cochrane.org/handbook](http://training.cochrane.org/handbook) Accessed on June 20, 2018.
- [21] Moher D, Liberati A, Tetzlaff J, Altman DG. Preferred reporting items for systematic reviews and meta-analyses: the PRISMA statement. *J Clin Epidemiol* 2009;62:1006–12.
- [22] Aasheim V, Nilsen ABV, Reinar LM, Lukasse M. Perineal techniques during the second stage of labour for reducing perineal trauma. *Cochrane Database Syst Rev* 2017;13(June (6))CD006672 Review.
- [23] Alihosseni F, Abedi P, Afshary P, Haghghi MR, Hazeghi N. Investigating the effect of perineal heating pad on the frequency of episiotomies and perineal tears in primiparous females. *Medical-Surgical Nursing Journal* 2018;7(1).